



Feature

特点

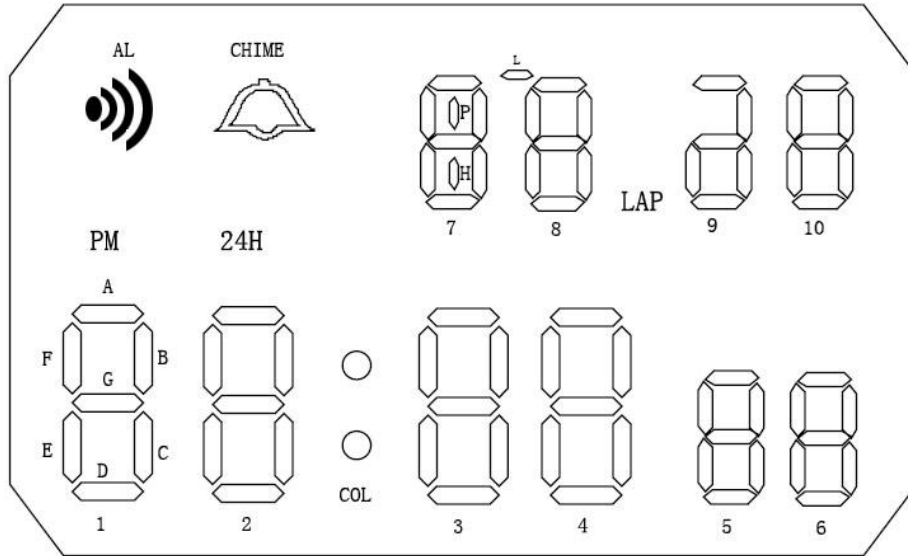
- ◆3V Lithium Battery Operation
- ◆Clock with Month, Date, Hour, Minute, Second, Weekday
- ◆Alarm & Hourly chime
- ◆Sport Timer(1/100Sec)
- ◆12H/24H cycle Selectable
- ◆Very Low Power Dissipation
- ◆32768 Hz crystal controlled operation
- ◆Debounce circuit on switch input
- ◆Protection against static discharge
- ◆CV to drive the LCD

- ◆3V 锂电池供电
- ◆可显示月、日、时、分、秒、星期
- ◆响闹、整点响闹功能
- ◆秒表计时
- ◆可选 12/24 小时制
- ◆低功耗
- ◆32768 Hz 晶振
- ◆开关输入防弹跳
- ◆带静电保护
- ◆恒压驱动 LCD

ELECTRICAL CHARACTERISTICS 电特性

Characteristics	Sym	Min	Typ	Max	Unit	Remarks
Operating Voltage 工作电压	VDD	2.2	3.0	3.6	V	-
Quiescent Current 静态电流	ISB	-	1.5	3	uA	No Load
Operating Current 工作电流	IOP	-	-	6	uA	-
Input High Voltage 输入高电压	VIH	VDD-0.3	-	VDD	V	-
Input Low Voltage 输入低电压	VIL	VSS	-	VSS+0.3	V	-
Switch Activation Current 按键开关电流	ISW	-	-	3	uA	VIN=VDD
Alarm Drive Current 闹钟驱动电流	IALA	0.5	2	-	mA	-
Oscillation Frequency 振荡频率	FOSC	-	32768	-	Hz	-
LCD Frequency LCD 频率	FLCD	-	43	-	Hz	-
LCD Constant Voltage	VLCD	2.7	3	3.3	V	
Time Stability 时间稳定度	TSTB	-	1	5	ppm	2.5~3.5V

LCD 字形显示

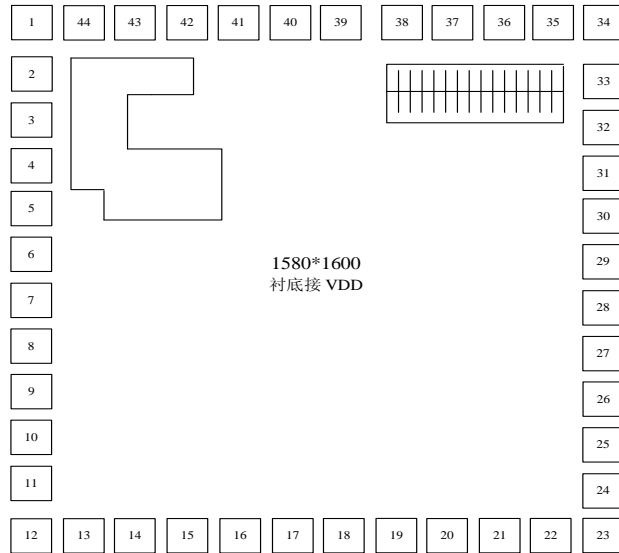


LCD 字段分配

	COM1	COM2	COM3
SEG1	--	6C	6B
SEG2	6D	6G	6A
SEG3	5C	6E	6F
SEG4	5D	5G	5B
SEG5	5E	5F	5A
SEG6	10C	10B	10A
SEG7	10D	10G	10F
SEG8	10E	9C	9B
SEG9	4C	9E	9ADG
SEG10	4D	4G	4B
SEG11	4E	4F	4A
SEG12	3D	3C	LAP
SEG13	3E	3G	3B

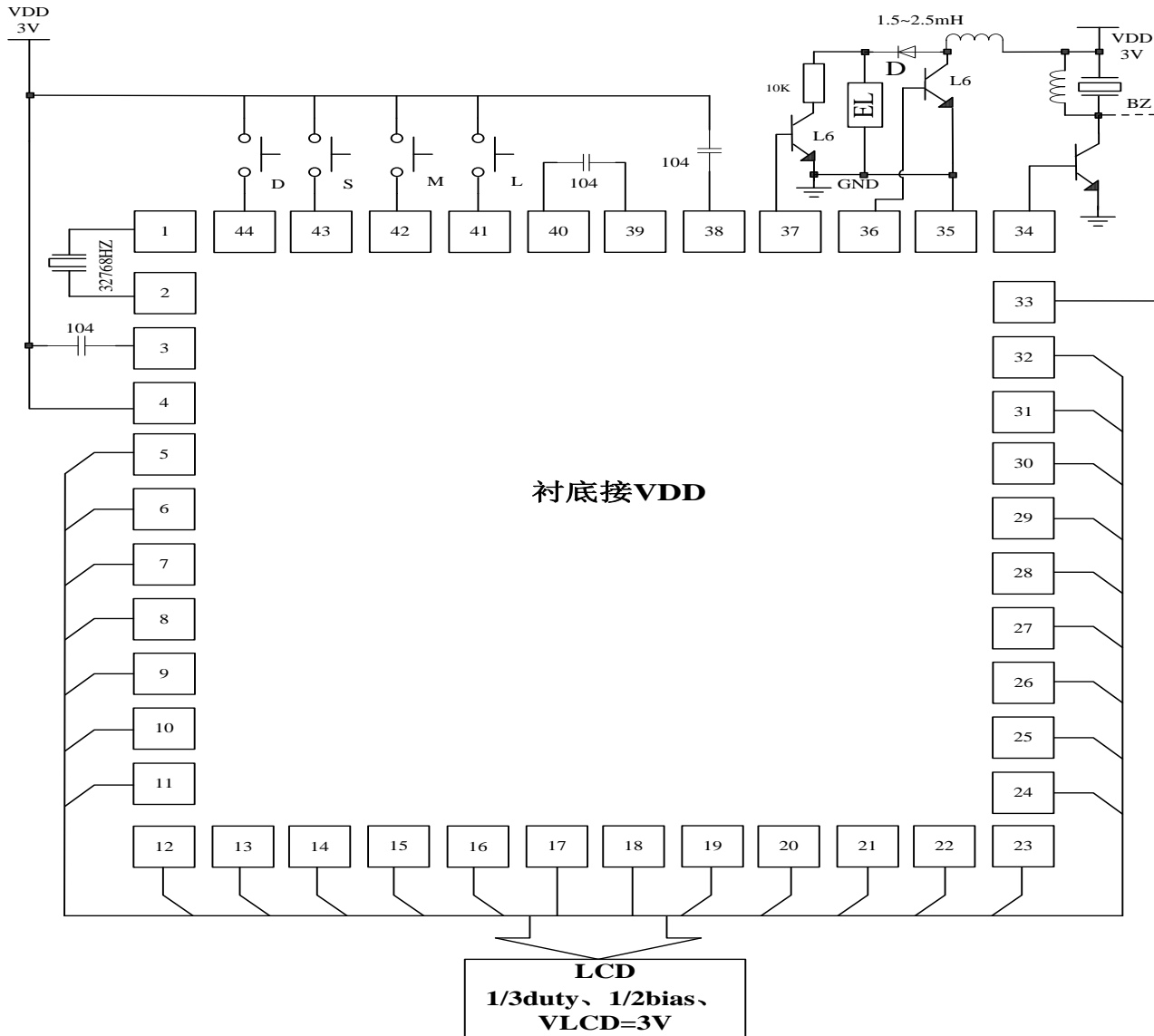
	COM1	COM2	COM3
SEG14	COL	3F	3A
SEG15	8D	8BC	8A
SEG16	8G	8EF	L
SEG17	7C	7B	7A
SEG18	7G	7HP	7F
SEG19	7D	7E	--
SEG20	24H	CHIME	ALM
SEG21	2B	2A	PM
SEG22	2C	2G	2F
SEG23	2D	2E	1B
SEG24	1C	1G	1A
SEG25	1D	1E	1F

PAD DIAGRAM 脚位图



Pad No	Name	Pad No	Name	Pad No	Name	Pad No	Name
1	OSCI	12	SEG5	23	SEG16	34	ALA
2	OSCO	13	SEG6	24	SEG17	35	GND
3	VSS	14	SEG7	25	SEG18	36	IND
4	VDD	15	SEG8	26	SEG19	37	DIS
5	COM1	16	SEG9	27	SEG20	38	DGND
6	COM2	17	SEG10	28	SEG21	39	CAP2
7	COM3	18	SEG11	29	SEG22	40	CAP1
8	SEG1	19	SEG12	30	SEG23	41	L
9	SEG2	20	SEG13	31	SEG24	42	M
10	SEG3	21	SEG14	32	SEG25	43	S
11	SEG4	22	SEG15	33	ALB	44	D

RECOMMEND APPLICATION 应用电路



注：第 33 脚内建驱动管直接驱动 BZ,第 34 脚外接三极管驱动 BZ,两者选用其一。

设定流程及按键操作

注:那个带字带稳压的样品::DL9111A的ALA脚常态为高电平,外接PNP管驱动蜂鸣片或直接驱动。DL9111B的ALA脚常态为低电平,外接NPN管驱动蜂鸣片。请注意不要接反!
可以改用33脚,内置有驱动管,可直接驱动并联有电感的蜂鸣片。



CLOCK MODE

