



6 Digit LCD Alarm Watch with Alarm/Chronograph 六位多功能表

Ø FUNCTIONS

- * Split operative stopwatch (Accurate to 1/100 second)
- * Hour, Minute, Second, Month and Day normal display
- * 6 digit chronograph: Auto ranging after 30 minutes to hour, minute, second, from minute, second, 1/100 second
- * Alarm output for melody IC
- * Alarm function with 4 to 5 minutes snooze
- * Use selectable 12/24 format & 4 year calendar
- * Chime on every hour
- * One touch correction of time error within ± 30 seconds
- * Oscillating build-in capacitor
- * Direct drive of piezo buzzer
- * Pad 7 is build-in transistor
- * Backlight(EL) control output
- * three LED flash control output

特点

- 跑表有分段计时功能 (准确到 1/100 秒)
- 可显示时、分、秒、月、日及星期
- 6 位计时器: 以分、秒 1/100 秒计时显示方式; 30 分钟后, 自动转换至时、分、秒计时显示方式
- 可接音乐电路芯片作音乐闹钟输出
- 具有间隔 4 至 5 分钟再闹的功能
- 可选用 12 或 24 小时制; 4 年日历
- 整点发声报时
- 按键一次即可校正 ± 30 秒的时间误差
- 振荡器内置电容
- 可直接驱动压电蜂鸣片
- ALA 脚为内置三极 输出端
- 背光(EL)控制输出管
- 三色灯顺闪控制输出

Ø ELECTRICAL CHARACTERISTICS 电特性

Characteristics		Sym	Min	Typ	Max	Unit	REMARKS
Operating Voltage	工作电压	Vdd	1.5	3.0	4.0	V	-
Quiescent Current	静态电流	Idd1	-	1.5	2.0	μ A	No Load
Operating Current	工作电流	Idd2	-	6-	9	mA	EL
Input high voltage	输入高电压	Vih	Vdd-0.3	-	Vdd	V	-
Input low voltage	输入低电压	Vil	Vss	-	Vss+0.3	V	-
Switch activation current	按键开关消耗电流	Isw	-	-	4	μ A	Vin=Vdd
Oscillating start voltage	振荡起振电压	Vosc	-	-	1.2	V	Within 3 seconds
Alarm drive current	闹铃驱动电流	Iol	5	10	-	mA	Vala=0.5V pad=7
Oscillating input Frequency	振荡频率	Fosc	-	32768	-	Hz	$\pm 30\%$ Tol
LCD frequency	LCD 频率	Flcd	-	32	-	Hz	-
Time stability	时间稳定度	Tstb	-	1	-	ppm	-
Output current for IND,DIS	输出电流	Io	1	-	-	mA	Vo=0.5V

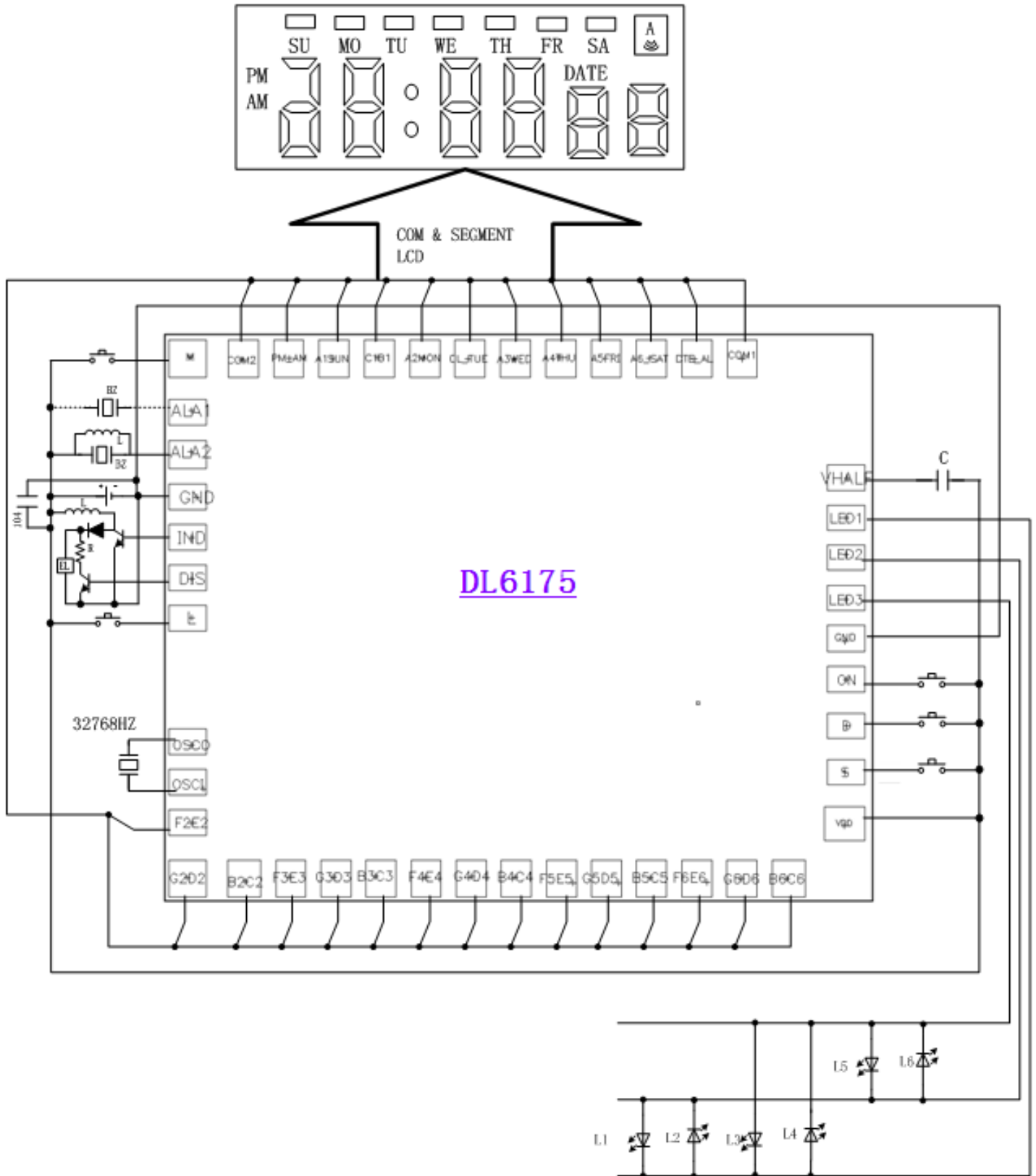
Ø APPLICATION INFORMATION 应用资料

Pad	Name	Pad	Name	Pad	Name	Pad	Name
1	OSCI	13	C1/B1	25	LED3	37	B4/C4
2	OSCO	14	A2/MON	26	GND	38	G4/D4
3	L	15	CL/TUE	27	ON	39	F4/E4
4	DIS	16	A3/WED	28	D	40	B3/C3
5	IND	17	A4/THU	29	S	41	G3/D3
6	GND	18	A5/FRI	30	VDD	42	F3/E3
7	ALB	19	A6/SAT	31	B6/C6	43	B2/C2
8	ALA1	20	DTE/AL	32	G6/D6	44	G2/D2
9	M	21	COM1	33	F6/E6	45	F2/E2
10	COM2	22	VHALF	34	B5/C5		
11	PM/AM	23	LED1	35	G5/D5		
12	A1/SUN	24	LED2	36	F5/E5		



6 Digit LCD Alarm Watch with Alarm/Chronograph 六位多功能表

Ø 应用参考电路图



- 注: 1. $C=0.1\mu F$;
2. $L=1.8 \dots 2.0mH/17 \dots 12\Omega$, 根据发光片的电容值而选择, $R=10K\Omega$;
3. $SIZE=2.00mm \times 1.60mm$;
4. PAD7、8脚为闹响输出, 应用时任选其一;
5. DL6175除了3V 6位电子表功能, 还增加了跑马灯功能(输出PAD为LED1、LED2、LED3), ON触发L1 L6循环闪16圈, 闪动频率2.66Hz, (L1àL2àL3àL4àL5àL6àL1...)
6. 衬底接VDD.

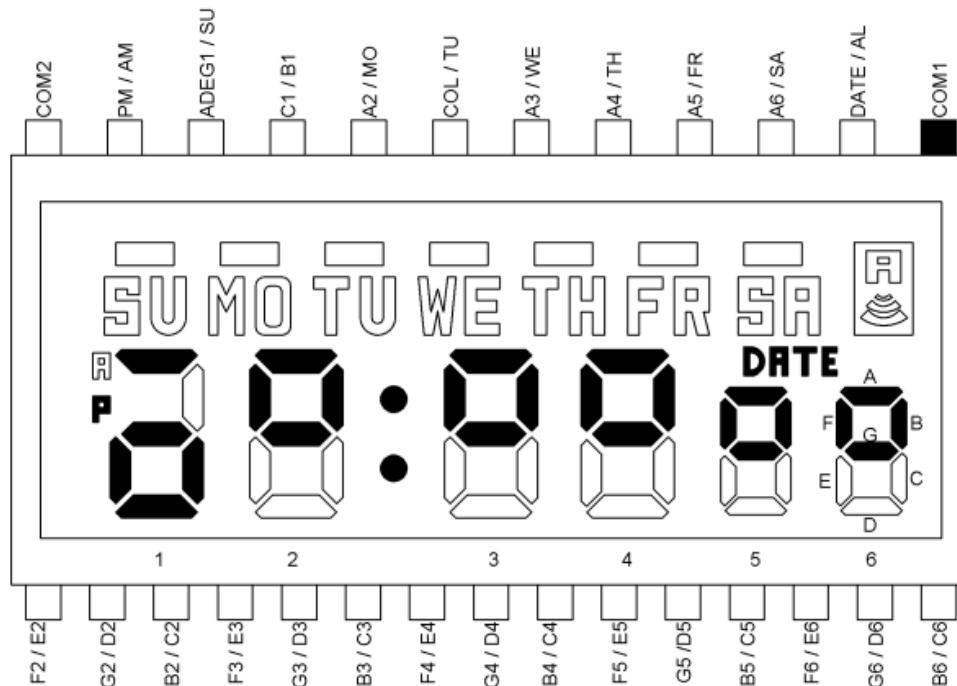


6 Digit LCD Alarm Watch with Alarm/Chronograph 六位多功能表

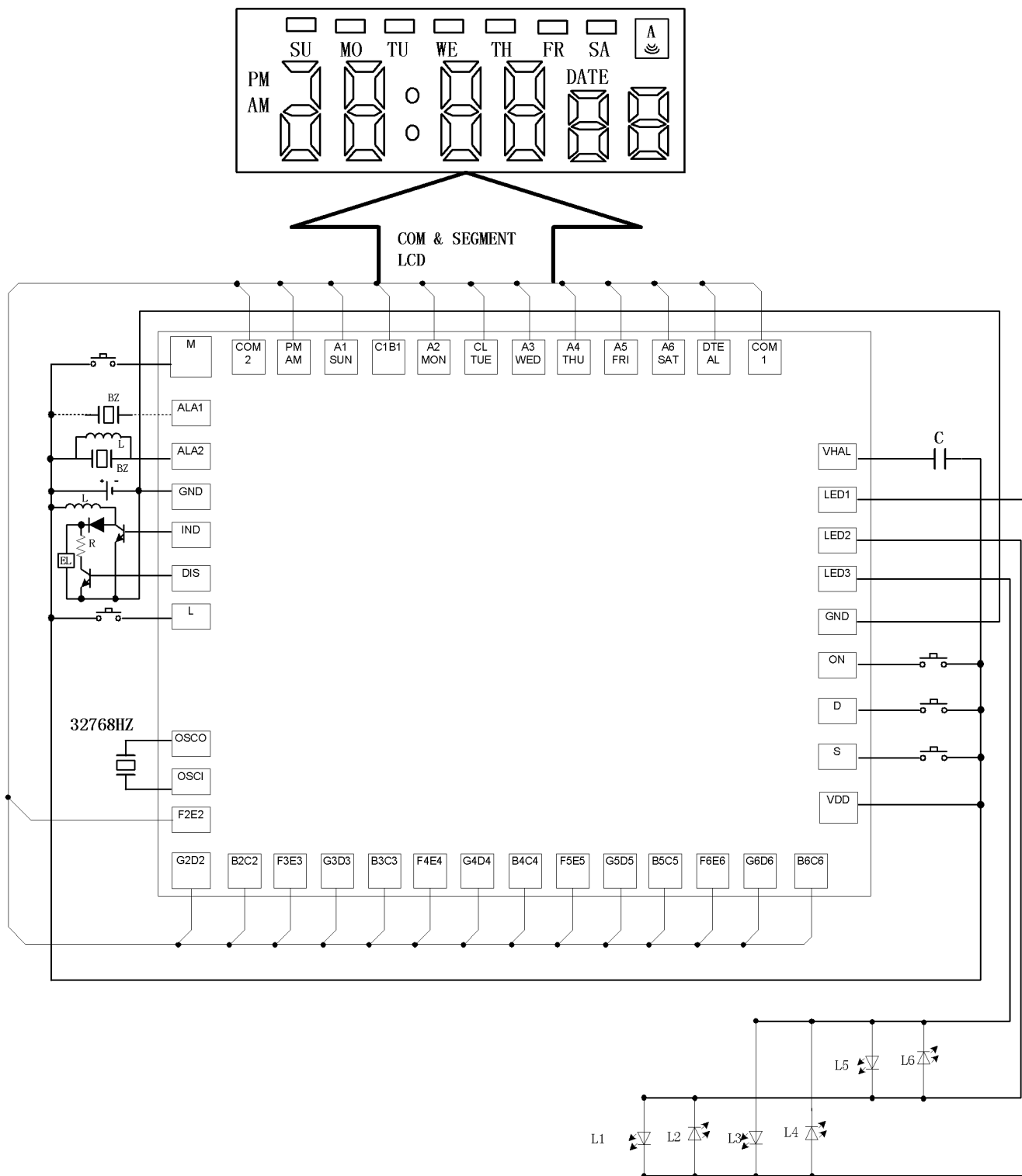
Ø APPLICATION INFORMATION 应用资料

Pad	Name	X,Y	Pad	Name	X,Y
1	OSCI	85.0, 36.6	24	LED2	1920,960.1
2	OSCO	85.0, 449.4	25	LED3	1920,849.5
3	L	85.0, 792.7	26	GND	1920,736.5
4	DIS	85.0, 905.3	27	ON	1920,623
5	IND	85.0, 1017.9	28	D	1920,493.5
6	GND	85.0, 1130.6	29	S	1920,363.5
7	ALAB	85.0, 1249.2	30	VDD	1920,221
8	ALA1	85.0, 1366.5	31	B6/C6	1760,81
9	M	85.0, 1516.1	32	G6/D6	1629,81
10	COM2	239.8,1516.1	33	F6/E6	1503.3,81
11	PM/AM	366.2,1516.1	34	B5/C5	1377.6,81
12	A1/SUN	492.6,1516.1	35	G5/D5	1251.9,81
13	C1/B1	619.0,1516.1	36	F5/E5	1126.2,81
14	A2/MON	745.4,1516.1	37	B4/C4	1000.6,81
15	CL/TUE	871.7,1516.1	38	G4/D4	874.9,81
16	A3/WED	998.1,1516.1	39	F4/E4	749.2,81
17	A4/THU	1124.5,1516.1	40	B3/C3	623.5,81
18	A5/FRI	1250.9,1516.1	41	G3/D3	497.9,81
19	A6/SAT	1377.2,1516.1	42	F3/E3	372.2,81
20	DTE/AL	1503.6,1516.1	43	B2/C2	246.5,81
21	COM1	1630.0,1516.1	44	G2/D2	85.0,81
22	VSS	1920.0,1184	45	F2/E2	85,223.9
23	LED1	1920,1072.5			

LCD FORMAT



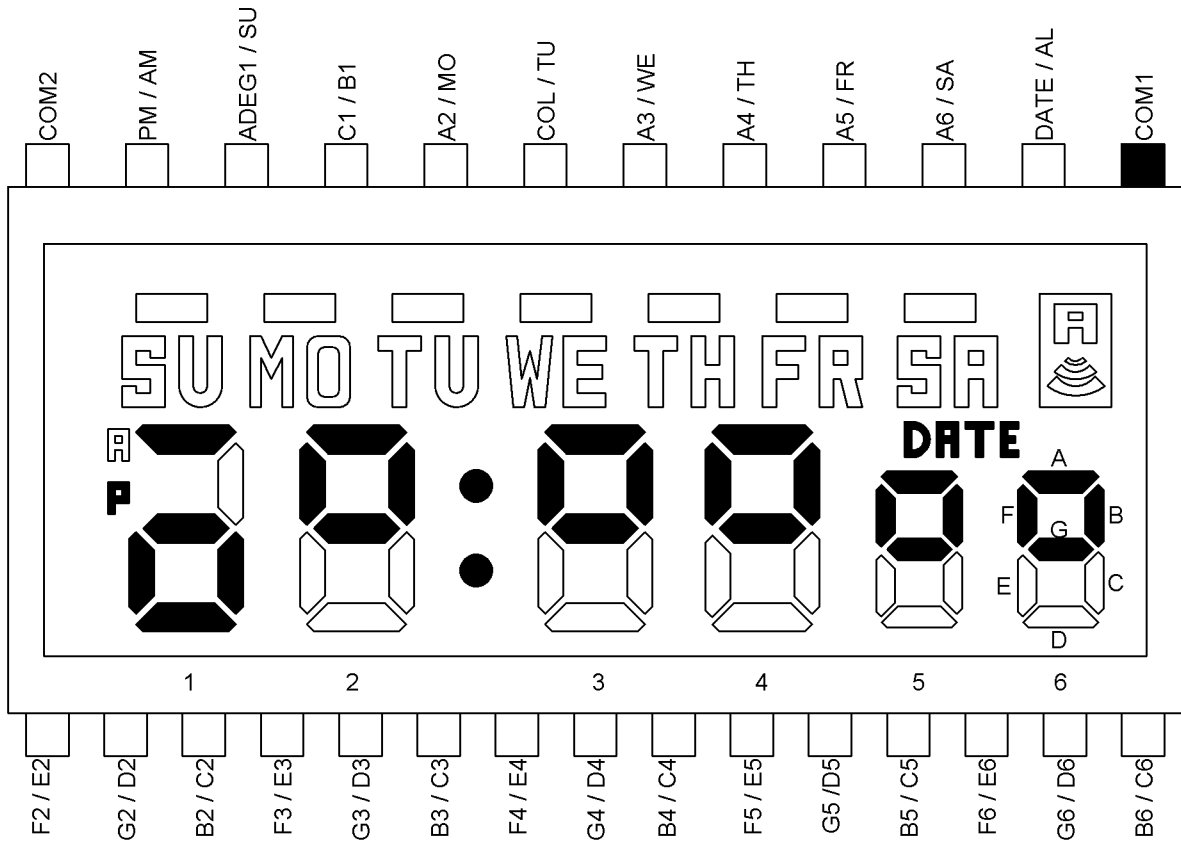
RECOMMEND APPLICATION CIRCUIT 1



Note :

1. 芯片底部接 VDD;
2. $C=0.1\mu F$;
3. (EL)L=2.0mH , R=10K Ω ; (AL)L=20mH;
4. ON 触发 L1 到 L6 循环闪 16 圈, 闪动频率 2.66Hz , (L1 L2 L3 L4 L5 L6 L1...);

LCD FORMAT



ALARM OUTPUT WAVEFORMS

